

4542 m.

MOTUL TT ASSEN

Free Practice Nr. 3

Classification

10



	<i>Rider</i>	<i>Nation</i>	<i>Team</i>	<i>Motorcycle</i>	<i>Time</i>	<i>Lap Total</i>	<i>Gap</i>	<i>Top Speed</i>
1	25 Raul FERNANDEZ	SPA	Red Bull KTM Ajo	KALEX	1'36.511	8 16		257.1
2	72 Marco BEZZECCHI	ITA	SKY Racing Team VR46	KALEX	1'36.710	9 11	0.199 0.199	257.1
3	9 Jorge NAVARRO	SPA	+EGO Speed Up	BOSCOSCURO	1'36.838	10 18	0.327 0.128	257.1
4	35 Somkiat CHANTRA	THA	IDEMITSU Honda Team Asia	KALEX	1'36.892	17 18	0.381 0.054	258.2
5	22 Sam LOWES	GBR	Elf Marc VDS Racing Team	KALEX	1'36.894	17 19	0.383 0.002	256.0
6	87 Remy GARDNER	AUS	Red Bull KTM Ajo	KALEX	1'36.909	14 18	0.398 0.015	256.0
7	79 Ai OGURA	JPN	IDEMITSU Honda Team Asia	KALEX	1'36.927	12 16	0.416 0.018	258.7
8	37 Augusto FERNANDEZ	SPA	Elf Marc VDS Racing Team	KALEX	1'36.944	7 17	0.433 0.017	258.2
9	13 Celestino VIETTI	ITA	SKY Racing Team VR46	KALEX	1'36.946	15 17	0.435 0.002	258.7
10	14 Tony ARBOLINO	ITA	Liqui Moly Intact GP	KALEX	1'37.001	16 17	0.490 0.055	258.7
11	21 Fabio DI GIANNANTONIO	ITA	Federal Oil Gresini Moto2	KALEX	1'37.033	14 16	0.522 0.032	259.3
12	19 Lorenzo DALLA PORTA	ITA	Italtrans Racing Team	KALEX	1'37.048	8 15	0.537 0.015	258.7
13	23 Marcel SCHROTTER	GER	Liqui Moly Intact GP	KALEX	1'37.058	10 18	0.547 0.010	257.6
14	12 Thomas LUTHI	SWI	Pertamina Mandalika SAG Team	KALEX	1'37.061	19 20	0.550 0.003	256.0
15	64 Bo BENDSNEYDER	NED	Pertamina Mandalika SAG Team	KALEX	1'37.077	17 18	0.566 0.016	255.5
16	97 Xavi VIERGE	SPA	Petronas Sprinta Racing	KALEX	1'37.097	6 17	0.586 0.020	256.6
17	96 Jake DIXON	GBR	Petronas Sprinta Racing	KALEX	1'37.120	15 18	0.609 0.023	255.0
18	11 Nicolò BULEGA	ITA	Federal Oil Gresini Moto2	KALEX	1'37.122	12 17	0.611 0.002	256.0
19	24 Simone CORSI	ITA	MV Agusta Forward Racing	MV AGUSTA	1'37.156	13 17	0.645 0.034	253.4
20	40 Hector GARZO	SPA	Flexbox HP40	KALEX	1'37.175	16 17	0.664 0.019	259.3
21	44 Aron CANET	SPA	Aspar Team Moto2	BOSCOSCURO	1'37.187	15 16	0.676 0.012	255.5
22	62 Stefano MANZI	ITA	Flexbox HP40	KALEX	1'37.200	14 19	0.689 0.013	258.2
23	75 Albert ARENAS	SPA	Aspar Team Moto2	BOSCOSCURO	1'37.228	16 16	0.717 0.028	257.1
24	16 Joe ROBERTS	USA	Italtrans Racing Team	KALEX	1'37.245	14 18	0.734 0.017	257.1
25	42 Marcos RAMIREZ	SPA	American Racing	KALEX	1'37.586	13 19	1.075 0.341	259.8
26	2 Alonso LOPEZ	SPA	+EGO Speed Up	BOSCOSCURO	1'37.762	15 19	1.251 0.176	256.0
27	6 Cameron BEAUBIER	USA	American Racing	KALEX	1'38.047	8 19	1.536 0.285	259.3
28	18 Manuel GONZALEZ	SPA	MV Agusta Forward Racing	MV AGUSTA	1'38.217	17 20	1.706 0.170	255.0
29	55 Hafizh SYAHRIN	MAL	NTS RW Racing GP	NTS	1'38.426	12 15	1.915 0.209	257.1
30	70 Barry BALTUS	BEL	NTS RW Racing GP	NTS	1'38.439	9 18	1.928 0.013	253.9

Practice condition: **Dry**
Air: 25°
Humidity: 54%
Ground: 30°

<i>Fastest Lap:</i>	Lap: 8	Raul FERNANDEZ	1'36.511	169.4 Km/h
<i>Best Race Lap:</i>	2019	Augusto FERNANDEZ	1'37.323	168.0 Km/h
<i>All Time Lap Record:</i>	2015	Johann ZARCO	1'36.346	169.7 Km/h

The results are provisional until the end of the limit for protest and appeals.

Time limit for protest expires 30' after publication of the results - Time:

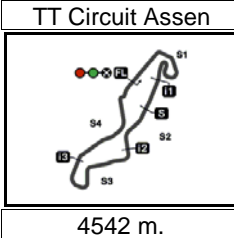
These data/results cannot be reproduced, stored and/or transmitted in whole or in part by any manner of electronic, mechanical, photocopying, recording, broadcasting or otherwise now known or herein after developed without the previous express consent by the copyright owner, except for reproduction in daily press and regular printed publications on sale to the public within 60 days of the event related to those data/results and always provided that copyright symbol appears together as follows below.

© DORNA, 2021

Official MotoGP Timing by TISSOT
 www.motogp.com

Assen, Saturday, June 26, 2021





MOTUL TT ASSEN

Free Practice Nr. 3

Combined Free Practice Times

11

	Rider	Nation	Team	MOTORCYCLE	FP1	FP2	FP3	Gap
1	25 R.FERNANDEZ	SPA	Red Bull KTM Ajo	KALEX	1'36.887 19	1'50.984 12	1'36.511	8
2	72 M.BEZZECCHI	ITA	SKY Racing Team VR46	KALEX	1'37.541 19	1'48.637 10	1'36.710	9 0.199 0.199
3	37 A.FERNANDEZ	SPA	Elf Marc VDS Racing Team	KALEX	1'36.744 18	1'47.651 18	1'36.944	7 0.233 0.034
4	9 J.NAVARRO	SPA	+EGO Speed Up	BOSCOSCURO	1'37.269 20	1'55.040 6	1'36.838	10 0.327 0.094
5	35 S.CHANTRA	THA	IDEMITSU Honda Team Asia	KALEX	1'37.484 22	1'48.688 13	1'36.892	17 0.381 0.054
6	22 S.LOWES	GBR	Elf Marc VDS Racing Team	KALEX	1'37.792 18	1'48.275 13	1'36.894	17 0.383 0.002
7	87 R.GARDNER	AUS	Red Bull KTM Ajo	KALEX	1'37.132 18	1'49.845 18	1'36.909	14 0.398 0.015
8	79 A.OGURA	JPN	IDEMITSU Honda Team Asia	KALEX	1'39.041 16	1'51.617 12	1'36.927	12 0.416 0.018
9	13 C.VIETTI	ITA	SKY Racing Team VR46	KALEX	1'38.016 20	1'54.980 6	1'36.946	15 0.435 0.019
10	14 T.ARBOLINO	ITA	Liqui Moly Intact GP	KALEX	1'37.758 17	1'49.269 15	1'37.001	16 0.490 0.055
11	21 F.DI GIANNANTO	ITA	Federal Oil Gresini Moto2	KALEX	1'37.710 16	1'48.670 18	1'37.033	14 0.522 0.032
12	19 L.DALLA PORTA	ITA	Italtrans Racing Team	KALEX	1'38.476 18	1'50.216 16	1'37.048	8 0.537 0.015
13	23 M.SCHROTTER	GER	Liqui Moly Intact GP	KALEX	1'37.878 17	1'49.631 17	1'37.058	10 0.547 0.010
14	12 T.LUTHI	SWI	Pertamina Mandalika SAG Team	KALEX	1'37.847 9	1'49.080 11	1'37.061	19 0.550 0.003
15	64 B.BENDSNEYDE	NED	Pertamina Mandalika SAG Team	KALEX	1'38.247 14	1'51.429 10	1'37.077	17 0.566 0.016
16	97 X.VIERGE	SPA	Petronas Sprinta Racing	KALEX	1'38.163 18	1'48.504 19	1'37.097	6 0.586 0.020
17	96 J.DIXON	GBR	Petronas Sprinta Racing	KALEX	1'37.757 16	1'48.408 12	1'37.120	15 0.609 0.023
18	11 N.BULEGA	ITA	Federal Oil Gresini Moto2	KALEX	1'37.836 14	1'48.111 20	1'37.122	12 0.611 0.002
19	24 S.CORSI	ITA	MV Agusta Forward Racing	MV AGUSTA	1'37.396 20	1'50.224 10	1'37.156	13 0.645 0.034
20	40 H.GARZO	SPA	Flexbox HP40	KALEX	1'38.968 16	1'47.617 21	1'37.175	16 0.664 0.019
21	44 A.CANET	SPA	Aspar Team Moto2	BOSCOSCURO	1'37.805 16	1'48.169 12	1'37.187	15 0.676 0.012
22	62 S.MANZI	ITA	Flexbox HP40	KALEX	1'37.556 18	1'51.461 11	1'37.200	14 0.689 0.013
23	75 A.ARENAS	SPA	Aspar Team Moto2	BOSCOSCURO	1'38.564 9	1'50.560 18	1'37.228	16 0.717 0.028
24	16 J.ROBERTS	USA	Italtrans Racing Team	KALEX	1'37.622 16	1'48.225 14	1'37.245	14 0.734 0.017
25	42 M.RAMIREZ	SPA	American Racing	KALEX	1'39.169 13	1'51.812 17	1'37.586	13 1.075 0.341
26	2 A.LOPEZ	SPA	+EGO Speed Up	BOSCOSCURO	1'38.104 17	1'49.645 17	1'37.762	15 1.251 0.176
27	6 C.BEAUBIER	USA	American Racing	KALEX	1'37.923 20	1'51.895 9	1'38.047	8 1.412 0.161
28	18 M.GONZALEZ	SPA	MV Agusta Forward Racing	MV AGUSTA		1'49.175 18	1'38.217	17 1.706 0.294
29	55 H.SYHRIN	MAL	NTS RW Racing GP	NTS	1'39.318 6	1'50.458 16	1'38.426	12 1.915 0.209
30	70 B.BALTUS	BEL	NTS RW Racing GP	NTS	1'38.876 18	1'49.521 14	1'38.439	9 1.928 0.013

Pole Position Record:	2015	Johann ZARCO	1'36.346	169.7 Km/h
Best Race Lap:	2019	Augusto FERNANDEZ	1'37.323	168.0 Km/h
All Time Lap Record:	2015	Johann ZARCO	1'36.346	169.7 Km/h

The results are provisional until the end of the limit for protest and appeals.

Time limit for protest expires 60' after publication of the results - Time:

These data/results cannot be reproduced, stored and/or transmitted in whole or in part by any manner of electronic, mechanical, photocopying, recording, broadcasting or otherwise now known or herein after developed without the previous express consent by the copyright owner, except for reproduction in daily press and regular printed publications on sale to the public within 60 days of the event related to those data/results and always provided that copyright symbol appears together as follows below.

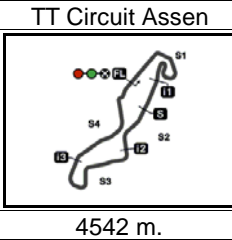
© DORNA, 2021

Official MotoGP Timing by TISSOT
www.motogp.com

Assen, Saturday, June 26, 2021







MOTUL TT ASSEN

Free Practice Nr. 3

Top Speed & Average

12



Rider	Nation	Motorcycle	Top 5 speeds					Average	Top
42 Marcos RAMIREZ	SPA	KALEX	259.8	258.2	257.6	257.6	257.1	257.8	259.8
6 Cameron BEAUBIER	USA	KALEX	259.3	257.1	256.6	256.6	256.6	257.2	259.3
21 Fabio DI GIANNANTONIO	ITA	KALEX	259.3	257.1	256.6	256.0	256.0	256.8	259.3
40 Hector GARZO	SPA	KALEX	259.3	258.7	258.7	258.2	258.2	258.6	259.3
13 Celestino VIETTI	ITA	KALEX	258.7	257.1	256.6	256.0	255.5	256.6	258.7
14 Tony ARBOLINO	ITA	KALEX	258.7	258.2	258.2	258.2	257.6	258.1	258.7
19 Lorenzo DALLA PORTA	ITA	KALEX	258.7	258.2	257.6	257.6	257.6	257.9	258.7
79 Ai OGURA	JPN	KALEX	258.7	257.6	257.6	257.6	256.6	257.5	258.7
35 Somkiat CHANTRA	THA	KALEX	258.2	257.1	256.6	256.6	256.6	257.0	258.2
37 Augusto FERNANDEZ	SPA	KALEX	258.2	256.6	256.0	256.0	255.5	256.1	258.2
62 Stefano MANZI	ITA	KALEX	258.2	256.6	256.0	255.5	255.5	256.0	258.2
23 Marcel SCHROTTER	GER	KALEX	257.6	257.6	257.1	256.6	256.6	257.1	257.6
9 Jorge NAVARRO	SPA	BOSCOSCURO	257.1	256.6	256.0	256.0	256.0	256.3	257.1
16 Joe ROBERTS	USA	KALEX	257.1	256.0	255.5	255.5	255.0	255.5	257.1
25 Raul FERNANDEZ	SPA	KALEX	257.1	256.6	256.6	256.6	256.6	256.7	257.1
55 Hafizh SYAHRIN	MAL	NTS	257.1	255.5	255.5	255.0	253.9	255.4	257.1
72 Marco BEZZECCHI	ITA	KALEX	257.1	257.1	255.5	255.0	254.4	255.8	257.1
75 Albert ARENAS	SPA	BOSCOSCURO	257.1	256.6	256.0	256.0	255.5	256.1	257.1
97 Xavi VIERGE	SPA	KALEX	256.6	256.6	256.0	256.0	255.5	256.1	256.6
2 Alonso LOPEZ	SPA	BOSCOSCURO	256.0	255.5	255.0	254.4	254.4	255.0	256.0
11 Nicolò BULEGA	ITA	KALEX	256.0	255.5	255.0	255.0	255.0	255.3	256.0
12 Thomas LUTHI	SWI	KALEX	256.0	255.0	255.0	255.0	255.0	255.2	256.0
22 Sam LOWES	GBR	KALEX	256.0	255.5	255.0	254.4	253.9	254.6	256.0
87 Remy GARDNER	AUS	KALEX	256.0	253.9	253.4	252.8	252.8	253.5	256.0
44 Aron CANET	SPA	BOSCOSCURO	255.5	255.0	254.4	254.4	254.4	254.6	255.5
64 Bo BENDSNEYDER	NED	KALEX	255.5	255.0	255.0	255.0	255.0	255.1	255.5
18 Manuel GONZALEZ	SPA	MV AGUSTA	255.0	253.9	253.9	253.4	252.8	253.4	255.0
96 Jake DIXON	GBR	KALEX	255.0	254.4	253.9	253.9	253.9	254.1	255.0
70 Barry BALTUS	BEL	NTS	253.9	253.4	252.3	252.3	251.8	252.6	253.9
24 Simone CORSI	ITA	MV AGUSTA	253.4	253.4	252.3	250.8	250.8	252.1	253.4

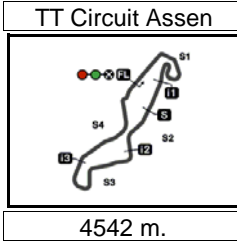
These data/results cannot be reproduced, stored and/or transmitted in whole or in part by any manner of electronic, mechanical, photocopying, recording, broadcasting or otherwise now known or herein after developed without the previous express consent by the copyright owner, except for reproduction in daily press and regular printed publications on sale to the public within 60 days of the event related to those data/results and always provided that copyright symbol appears together as follows below.

© DORNA, 2021

Official MotoGP Timing by TISSOT
www.motogp.com

Assen, Saturday, June 26, 2021





4542 m.

MOTUL TT ASSEN

Free Practice Nr. 3

Chronological Analysis of Performances

13

* Lap / Sector time cancelled

T1 Time from finish line to 1st intermediate

T3 Time from 2nd intermed. to 3rd intermed.

P Crossing the finish line in pit lane

T2 Time from 1st intermed. to 2nd intermed.

T4 Time from 3rd intermediate to finish line

Lap	Lap Time	T1	T2	T3	T4	Speed	Lap	Lap Time	T1	T2	T3	T4	Speed	
1st	25	Raul FERNANDEZ Red Bull KTM Ajo SPA						12	1'37.539	31.891	15.012	28.108	22.528	255.0
		Runs=2	Total laps=16	Full laps=12			13	1'44.772	35.098	18.159	28.878	22.637	184.8	
1	2'46.864	32.658	15.461	28.790	23.116	251.3	14	1'48.547 P	33.112	15.572	28.909	30.954	246.7	
2	1'37.784	32.134	14.866	28.131	22.653	256.6	15	4'48.965	32.088	15.385	28.534	22.968	249.7	
3	1'36.983	31.909	14.769	27.921	22.384	256.6	16	1'37.734 *	32.134	15.022	28.061	22.517*	254.4	
4	1'37.093	31.894	14.666	28.054	22.479	255.5	17	1'37.656	31.907	14.869	28.178	22.702	256.0	
5	1'36.793	31.765	14.646	27.933	22.449	256.0	18	1'37.793 *	31.868	14.982*	28.187*	22.756	256.0	
6	1'48.072	31.888	15.921	35.917	24.346	256.0								
7	1'37.110	31.907	14.669	28.030	22.504	256.6	4th	35	Somkiat CHANTRA IDEMITSU Honda Te THA					
8	1'36.511	31.713	14.676	27.818	22.304	257.1			Runs=2	Total laps=18	Full laps=11			
9	1'36.992	31.724	14.761	27.933	22.574	254.4	1	2'21.214	32.406	15.757	29.104	23.063	253.9	
10	2'47.222 P	1'24.970	20.113	31.092	31.047	192.4	2	1'39.895	33.263	15.440	28.384	22.808	253.4	
11	13'12.285	32.587	15.072	28.353	22.515	253.9	3	1'38.285	32.110	15.094	28.377	22.704	255.0	
12	1'37.172	31.989	14.777	27.953	22.453	256.0	4	1'38.938	32.174	15.062	28.975	22.727	257.1	
13	1'36.917	31.895	14.762	27.986	22.274	255.5	5	1'38.075	31.935	14.932	28.482	22.726	255.5	
14	1'37.093	31.861	14.788	28.024	22.420	256.0	6	1'38.938	32.107	15.015	28.820	22.996	256.0	
15	1'37.015	31.923	14.741	27.947	22.404	256.6	7	1'37.841	32.185	14.972	28.264	22.420	256.6	
16	1'40.867 *	31.882	16.112*	30.187	22.686	256.6	8	1'37.958 *	32.052	14.881	28.224	22.801*	258.2	
							9	1'38.279 *	32.14*	15.008	28.286	22.838	252.8	
2nd	72	Marco BEZZECCHI SKY Racing Team VR ITA						10	1'48.428 *	41.078	16.103	28.471	22.776*	222.1
		Runs=3	Total laps=11	Full laps=6			11	1'47.849 P	34.110	15.014	28.405	30.320	255.5	
1	2'44.320 P	32.613	15.985	29.206	30.254	240.9	12	12'03.638	34.825	16.470	32.604	24.353	222.1	
2	7'23.955	31.510	15.496	28.716	22.938	250.8	13	1'38.006	32.242	14.987	28.216	22.561	253.4	
3	1'37.806	32.084	15.009	28.320	22.393	253.4	14	1'37.495	31.911	14.929	28.163	22.492	255.0	
4	1'37.549	32.096	14.860	28.196	22.397	254.4	15	1'38.428	31.922	15.092	28.747	22.667	253.4	
5	1'44.316 P	31.973	14.870	28.139	29.334	253.4	16	1'37.886	32.091	15.049	28.218	22.528	256.6	
6	17'51.129	31.220	15.207	29.211	23.337	253.4	17	1'36.892	31.704	14.841	28.052	22.295	256.6	
7	1'36.994	31.969	14.869	27.966	22.190	255.5	18	1'39.052 *	31.833	15.061*	29.297*	22.861	255.0	
8	1'37.216	31.865	15.027	28.123	22.201	253.9								
9	1'36.710	31.624	14.763	27.984	22.339	257.1	5th	22	Sam LOWES Elf Marc VDS Racing GBR					
10	1'37.062	31.880	14.845	28.077	22.260	255.0			Runs=2	Total laps=19	Full laps=13			
11	1'37.355 *	31.681	14.875*	28.391*	22.408	257.1	1	2'42.322	33.389	15.938	28.913	22.830	249.2	
							2	1'37.482	32.122	14.894	27.950	22.516	252.8	
3rd	9	Jorge NAVARRO +EGO Speed Up SPA						3	1'36.994	31.909	14.752	27.927	22.406	255.0
		Runs=3	Total laps=18	Full laps=10			4	1'37.067	31.834	14.797	27.939	22.497	255.5	
1	2'07.322	33.278	15.743	29.069	23.139	249.2	5	1'37.006	31.759	14.811	28.061	22.375	253.9	
2	1'38.309	32.394	15.097	28.165	22.653	254.4	6	1'36.993 *	31.805	14.727	28.139	22.322*	253.9	
3	1'37.396	31.965	15.054	27.991	22.386	256.6	7	1'36.942	31.781	14.771	28.024	22.366	254.4	
4	1'47.632	31.956	15.133	37.538	23.005	257.1	8	1'44.266	37.878	15.315	28.475	22.598	247.2	
5	1'37.587	32.105	14.942	27.962	22.578	255.0	9	1'36.979	31.759	14.726	28.048	22.446	253.9	
6	1'49.587 P	31.835	14.815	31.228	31.709	256.0	10	1'37.117	31.910	14.774	28.054	22.379	253.4	
7	8'56.298 *	31.534	15.215	28.412	22.895*	251.3	11	1'37.067 *	31.733	14.703	28.027	22.604*	256.0	
8	1'37.972 *	32.192	14.927	28.172	22.681*	253.9	12	1'51.983 P	36.064	15.582	29.341	30.996	246.2	
9	1'37.098	31.945	14.816	27.965	22.372	255.5	13	10'03.467 *	35.947	19.383	28.870*	22.833	178.1	
10	1'36.838	31.679	14.879	27.955	22.325	256.0	14	1'37.488	32.149	14.815	28.114	22.410	252.3	
11	1'43.728	31.734	15.313	33.514	23.167	255.0	15	1'37.013	31.788	14.801	28.000	22.424	253.9	

Fastest Lap: Raul FERNANDEZ Red Bull KTM Ajo SPA **1'36.511** 31.713 14.676 27.818 22.304

These data/results cannot be reproduced, stored and/or transmitted in whole or in part by any manner of electronic, mechanical, photocopying, recording, broadcasting or otherwise now known or herein after developed without the previous express consent by the copyright owner, except for reproduction in daily press and regular printed publications on sale to the public within 60 days of the event related to those data/results and always provided that copyright symbol appears together as follows below.
© DORNA, 2021

Free Practice Nr. 3

Moto2

Lap	Lap Time	T1	T2	T3	T4	Speed	Lap	Lap Time	T1	T2	T3	T4	Speed
16	1'37.301	31.784	14.883	27.979	22.655	250.8	10	14'01.213	31.463	15.375	28.675	22.866	253.9
17	1'36.894	31.712	14.778	27.994	22.410	252.8	11	1'37.902	32.047	14.967	28.259	22.629	253.4
18	1'41.044	33.648	16.595	28.222	22.579	205.0	12	1'37.251	31.849	14.846	28.079	22.477	255.0
19	1'37.236 *	31.810	14.951*	28.066	22.409	252.3	13	1'37.158	31.881	14.799	28.093	22.385	255.5
6th 87 Remy GARDNER Red Bull KTM Ajo AUS							14	1'37.178	31.825	14.846	28.119	22.388	255.5
Runs=3 Total laps=18 Full laps=8							15	1'36.964	31.791	14.774	28.078	22.321	256.0
1	2'02.683	33.151	15.973	28.872	23.358	248.7	16	1'37.525	31.929	14.766	28.150	22.680	258.2
2	1'38.846	32.230	15.446	28.216	22.954	251.8	17	1'49.803 *	37.627	17.854*	30.504*	23.818	193.3
3	1'38.235	32.454	15.007	28.168	22.606	252.3	9th 13 Celestino VIETTI SKY Racing Team VR ITA						
4	1'37.580	32.174	14.801	28.072	22.533	252.8	Runs=2 Total laps=17 Full laps=12						
5	1'45.187 P	32.198	14.831	28.152	30.006	256.0	1	2'37.480	33.009	15.649	29.542	23.768	249.2
6	5'45.811	31.700	15.239	28.721	22.944	251.8	2	1'39.549	32.824	15.127	28.699	22.899	253.9
7	1'37.595	32.065	14.872	28.125	22.533	251.8	3	1'38.607	32.330	15.032	28.411	22.834	255.0
8	1'37.307 *	31.96*	14.758	28.091	22.491	252.8	4	1'38.338	32.117	15.022	28.411	22.788	254.4
9	1'37.128 *	31.852	14.769	28.077	22.430*	252.8	5	1'37.553	31.981	14.860	28.151	22.561	256.6
10	1'49.086 P	31.999	15.149	31.594*	30.344	251.3	6	1'37.723	31.990	14.814	28.241	22.678	256.0
11	7'56.656 *	32.764	15.374	29.491	23.356*	250.3	7	1'37.907	31.963	14.891	28.475	22.578	255.5
12	1'37.342	32.026	14.853	27.927	22.536	251.3	8	1'37.895 *	31.998	14.938	28.382	22.577*	255.5
13	1'37.107	31.881	14.781	27.917	22.528	252.3	9	1'37.831	31.975	14.865	28.297	22.694	255.0
14	1'36.909	31.860	14.828	27.869	22.352	252.8	10	1'44.070	35.811	15.518	29.028	23.713	248.2
15	1'50.920 *	37.943	18.118	30.090	24.769*	172.8	11	1'47.274 P	32.598	15.188	28.621	30.867	252.8
16	1'36.830 *	31.70*	14.818	27.927	22.376	253.4	12	13'43.655	31.961	15.365	28.668	22.801	249.7
17	1'45.152	31.794	14.888	28.626	29.844	252.3	13	1'37.658	32.118	14.946	28.151	22.443	252.3
18	2'01.029 *	31.849	14.920*	46.606	27.654	253.9	14	1'37.369	31.865	14.870	28.091	22.543	254.4
7th 79 Ai OGURA IDEMITSU Honda Te JPN							15	1'36.946	31.732	14.882	27.996	22.336	254.4
Runs=2 Total laps=16 Full laps=11							16	1'37.397	32.208	14.821	28.104	22.264	257.1
1	2'24.931	33.657	16.125	29.565	23.451	251.8	17	1'37.454 *	31.873	14.799*	28.207*	22.575	258.7
2	1'38.897	32.660	15.153	28.359	22.725	255.0	10th 14 Tony ARBOLINO Liqui Moly Intact GP ITA						
3	1'38.106	32.277	15.059	28.179	22.591	256.0	Runs=2 Total laps=17 Full laps=12						
4	1'37.577	31.978	14.885	28.081	22.633	256.6	1	2'43.742	32.034	15.823	29.507	23.440	252.3
5	1'37.596	31.899	14.858	28.293	22.546	256.6	2	1'38.619	32.406	15.195	28.280	22.738	257.1
6	1'37.511	31.875	14.876	28.205	22.555	257.6	3	1'37.783	32.098	14.841	28.133	22.711	255.5
7	1'43.106	32.004	15.027	32.741	23.334	258.7	4	1'39.813	33.612	15.203	28.250	22.748	256.6
8	1'40.744 *	33.916	15.506	28.528*	22.794	251.3	5	1'37.776	32.058	14.886	28.137	22.695	257.6
9	1'52.299 P	32.015	15.048	29.314	35.922	253.9	6	1'37.332	31.832	14.775	28.098	22.627	258.2
10	15'19.386 *	35.041	15.828	33.119	23.454*	253.4	7	1'45.882 *	34.62 *	15.209	32.061	23.991	255.0
11	1'37.861	32.043	14.854	28.284	22.680	254.4	8	1'49.070	34.002	15.365	29.158	30.545	257.1
12	1'36.927	31.767	14.794	27.955	22.411	257.6	9	1'37.860	31.981	14.893	28.292	22.694	258.2
13	1'37.839	31.935	15.156	28.181	22.567	257.6	10	1'47.336 P	32.85*	15.170	28.825	30.489	257.6
14	1'37.155	31.817	14.834	28.135	22.369	255.0	11	13'00.686 *	35.233	15.845	30.296*	23.826	236.7
15	1'37.508	31.824	14.916	28.206	22.562	256.0	12	1'37.963	32.257	14.903	28.182	22.621	256.0
16	1'41.178 *	31.845	15.178*	30.129*	24.026	255.5	13	1'37.721	31.976	15.011	28.247	22.487	257.1
8th 37 Augusto FERNAND Elf Marc VDS Racing SPA							14	1'38.560	31.891	14.896	28.199	23.574	255.5
Runs=2 Total laps=17 Full laps=13							15	1'47.696	34.628	16.955	33.639	22.474	239.5
1	2'19.150	32.490	15.778	29.105	23.256	251.8	16	1'37.001	31.814	14.758	28.076	22.353	258.7
2	1'38.510	32.459	15.028	28.252	22.771	255.0	17	1'37.681 *	32.042	14.858*	28.220*	22.561	258.2
3	1'37.842	32.085	15.007	28.260	22.490	255.5	11th 21 Fabio DI GIANNANT Federal Oil Gresini M ITA						
4	1'37.632	31.929	14.989	28.279	22.435	256.0	Runs=2 Total laps=16 Full laps=9						
5	1'37.324	31.960	14.941	28.043	22.380	255.5	1	2'27.392	32.483	15.668	28.891	23.102	249.7
6	1'37.151	31.709	14.747	28.178	22.517	256.6	2	1'37.941	32.292	14.973	28.182	22.494	254.4
7	1'36.944	31.710	14.744	28.065	22.425	255.0	3	1'37.195	32.022	14.850	28.043	22.280	256.0
8	1'37.188	31.782	14.793	28.126	22.487	254.4	4	1'37.080 *	31.907	14.779	27.918	22.476*	256.6
9	1'47.864 P	33.841	15.475	28.938	29.610	249.2	5	1'37.341 *	31.984	14.776	28.103	22.478*	257.1

Fastest Lap: Raul FERNANDEZ Red Bull KTM Ajo SPA 1'36.511 31.713 14.676 27.818 22.304

These data/results cannot be reproduced, stored and/or transmitted in whole or in part by any manner of electronic, mechanical, photocopying, recording, broadcasting or otherwise now known or herein after developed without the previous express consent by the copyright owner, except for reproduction in daily press and regular printed publications on sale to the public within 60 days of the event related to those data/results and always provided that copyright symbol appears together as follows below.
© DORNA, 2021

Free Practice Nr. 3

Moto2

Lap	Lap Time	T1	T2	T3	T4	Speed	Lap	Lap Time	T1	T2	T3	T4	Speed
6	1'37.102	31.747	14.818	28.065	22.472	259.3	4	1'38.313	32.205	15.150	28.206	22.752	253.4
7	1'37.117	31.910	14.716	28.068	22.423	256.0	5	1'38.120	32.245	15.070	28.098	22.707	253.4
8	1'37.059	31.808	14.771	28.041	22.439	255.0	6	1'37.724	32.080	15.053	28.075	22.516	253.9
9	2'00.097 P	41.015	15.728	32.453	30.901	240.0	7	1'53.139 P	36.50*	16.132	29.249	31.252	222.5
10	15'34.812 *	31.644	15.323	29.195	22.860*	250.3	8	8'57.309	33.972	17.184	29.349	23.171	205.3
11	1'37.522	32.060	15.001	28.062	22.399	252.8	9	1'37.776	31.970	15.080	28.078	22.648	251.3
12	1'37.456 *	32.05*	14.805	28.173*	22.428	254.4	10	1'37.795	31.806	15.039	28.248	22.702	252.8
13	1'37.041	31.853	14.755	28.048	22.385	254.4	11	1'37.613	31.757	15.018	28.187	22.651	251.8
14	1'37.033	31.842	14.705	28.110	22.376	255.5	12	1'47.031	40.991	15.183	28.184	22.673	251.3
15	1'37.072	31.892	14.757	28.097	22.326	256.0	13	1'42.437	31.985	15.175	32.331	22.946	253.9
16	1'40.502 *	31.942	14.911*	29.683*	23.966	255.5	14	1'37.805	31.978	15.010	28.194	22.623	255.0

12th 19 Lorenzo DALLA PO Italtrans Racing Team ITA

Runs=2	Total laps=15	Full laps=11				
1	2'23.859	32.081	15.902	29.048	23.477	253.4
2	1'39.342	32.486	15.120	28.553	23.183	256.6
3	1'38.044	32.187	14.991	28.118	22.748	256.0
4	1'37.373	31.853	14.863	28.064	22.593	257.6
5	1'37.582	31.747	14.875	28.174	22.786	258.2
6	1'37.407	31.813	14.765	28.244	22.585	257.6
7	1'37.782	32.113	14.809	28.389	22.471	257.6
8	1'37.048	31.807	14.839	28.017	22.385	258.7
9	2'00.907 P	41.005	15.781	32.585	31.536	234.4
10	16'05.342	33.071	15.230	28.472	22.667	252.8
11	1'37.883	32.191	14.832	28.124	22.736	255.5
12	1'38.873	31.832	15.808	28.585	22.648	255.5
13	1'37.571	31.980	14.822	28.119	22.650	256.6
14	1'39.339	32.041	15.037	29.475	22.786	255.0
15	1'39.206 *	31.885	15.701*	28.834	22.786	255.5

13th 23 Marcel SCHROTTE Liqui Moly Intact GP GER

Runs=2	Total laps=18	Full laps=9				
1	2'42.779	32.821	15.597	31.156	24.049	251.3
2	1'37.918 *	32.215	15.012	28.087	22.604*	255.5
3	1'37.572	32.041	14.963	28.058	22.510	255.5
4	1'37.329	31.789	14.826	28.086	22.628	256.6
5	1'40.043	31.963	14.986	28.210	24.884	255.5
6	1'44.619	32.522	17.819	31.478	22.800	217.4
7	1'37.566	31.903	14.778	28.168	22.717	257.6
8	1'37.414	31.926	14.861	28.090	22.537	255.5
9	1'43.605	33.951	15.271	30.170	24.213	249.2
10	1'37.058	31.865	14.738	28.062	22.393	256.6
11	1'45.832 P	33.194	15.221	28.399	29.018	252.8
12	11'15.707	32.854	15.409	28.590	22.607	253.4
13	1'41.575 *	32.119	14.860	28.297	26.299*	253.4
14	1'38.938 *	32.057	14.951	29.421	22.509*	255.0
15	1'51.121 *	32.022	14.958	36.152	27.989*	253.4
16	1'47.833 *	32.18*	15.792	35.654	24.200	255.0
17	1'37.098	31.897	14.774	28.063	22.364	257.1
18	1'37.403 *	31.827	14.843*	28.166*	22.567	257.6

14th 12 Thomas LUTHI Pertamina Mandalika SWI

Runs=2	Total laps=20	Full laps=16				
1	2'04.996	33.560	16.332	29.401	23.573	246.7
2	1'39.202	32.662	15.389	28.306	22.845	253.9
3	1'39.546	33.569	15.152	28.126	22.699	255.0

15	1'37.269	31.935	14.907	27.969	22.458	254.4
16	1'37.299	31.948	14.872	27.978	22.501	255.0
17	1'46.381	33.176	20.952	29.414	22.839	168.3
18	1'41.241	32.631	15.961	30.055	22.594	251.3
19	1'37.061	31.816	14.865	27.940	22.440	255.0
20	1'41.824 *	31.739	15.073*	31.143*	23.869	256.0

15th 64 Bo BENDSNEYDER Pertamina Mandalika NED

Runs=2	Total laps=18	Full laps=14				
1	2'19.541	32.654	15.794	28.989	23.484	251.8
2	1'38.220	32.353	15.032	28.244	22.591	255.0
3	1'40.563	32.266	15.046	30.562	22.689	254.4
4	1'37.817	32.165	14.946	28.256	22.450	253.9
5	1'37.739	31.897	14.901	28.264	22.677	253.9
6	1'37.620	31.894	14.856	28.180	22.690	255.5
7	1'37.268	31.883	14.840	28.134	22.411	253.9
8	1'47.394	34.939	20.267	29.680	22.508	150.7
9	1'38.824	32.078	15.097	29.083	22.566	255.0
10	1'37.678	32.083	14.919	28.159	22.517	255.0
11	1'50.011 P	32.549	15.809	29.713	31.940	243.3
12	10'57.137	35.010	15.422	28.585	22.636	248.7
13	1'37.576	31.997	14.987	28.220	22.372	251.3
14	1'37.363	31.844	14.973	28.135	22.411	252.8
15	1'53.455	34.171	24.432	31.682	23.170	131.0
16	1'37.085	31.862	14.871	28.073	22.279	253.9
17	1'37.077	31.824	14.862	28.084	22.307	254.4
18	1'40.707 *	31.860	15.852*	30.181	22.814	255.0

16th 97 Xavi VIERGE Petronas Sprinta Raci SPA

Runs=2	Total laps=18	Full laps=14				
1	2'30.101	32.821	15.694	28.749	23.224	251.3
2	1'38.254	32.267	15.031	28.229	22.727	255.5
3	1'37.492	32.031	14.937	28.056	22.468	256.0
4	1'37.408	31.899	14.849	28.124	22.536	256.6
5	1'37.563	31.923	14.921	28.131	22.588	254.4
6	1'37.097	31.673	14.791	28.118	22.515	256.0
7	1'38.462	32.206	15.300	28.467	22.489	248.7
8	1'38.184	31.774	15.274	28.382	22.754	256.6
9	1'37.617	31.859	14.972	28.179	22.607	254.4
10	1'37.580	31.704	14.907	28.223	22.746	254.4
11	2'01.464 P	37.298	15.497	34.324*	34.345	252.3
12	10'52.010	40.485	19.465	29.157	22.984	166.5
13	1'37.952	32.092	14.992	28.285	22.583	251.8
14	1'37.371	31.869	14.835	28.104	22.563	254.4
15	1'37.372	31.829	14.845	28.103	22.595	253.9

Fastest Lap: Raul FERNANDEZ Red Bull KTM Ajo SPA 1'36.511 31.713 14.676 27.818 22.304

These data/results cannot be reproduced, stored and/or transmitted in whole or in part by any manner of electronic, mechanical, photocopying, recording, broadcasting or otherwise now known or herein after developed without the previous express consent by the copyright owner, except for reproduction in daily press and regular printed publications on sale to the public within 60 days of the event related to those data/results and always provided that copyright symbol appears together as follows below.
© DORNA, 2021

Free Practice Nr. 3

Moto2

Lap	Lap Time	T1	T2	T3	T4	Speed	Lap	Lap Time	T1	T2	T3	T4	Speed
16	1'37.160	31.689	14.858	28.142	22.471	253.9	10	1'53.020 P	34.289	15.934	29.143	33.654	242.3
17	1'41.138	31.869	14.838	28.239	26.192	253.9	11	13'44.763	35.677	15.521	29.166	23.257	249.2
	unfinished	31.864				253.4	12	1'40.770	32.751	15.322	29.635	23.062	249.7

17th 96 Jake DIXON Petronas Sprinta Raci GBR

Runs=2 Total laps=18 Full laps=14

1	2'20.861	32.711	15.941	28.810	23.222	251.3
2	1'38.029	32.244	15.056	28.072	22.657	253.9
3	1'40.259	32.002	14.914	30.063	23.280	253.9
4	1'37.194	31.970	14.808	27.992	22.424	255.0
5	1'37.737	32.064	14.856	28.082	22.735	254.4
6	1'46.229	37.504	17.397	28.460	22.868	184.8
7	1'37.589	32.017	14.886	28.163	22.523	252.8
8	1'37.682	31.952	14.892	28.095	22.743	253.9
9	1'38.647	32.450	15.211	28.286	22.700	253.4
10	1'37.905	32.143	14.915	28.101	22.746	253.9
11	1'38.125	32.102	14.947	28.250	22.826	252.3
12	1'49.763 P	35.114	15.634	29.531	29.484	251.8
13	11'43.182	33.625	15.425	30.590	26.615	249.2
14	1'37.898	32.124	15.002	28.207	22.565	253.4
15	1'37.120	31.867	14.895	28.018	22.340	253.9
16	1'47.943	31.872	14.952	33.096	28.023	251.8
17	1'59.105	38.950	26.434	30.959	22.762	130.3
18	1'37.922 *	31.914	14.993*	28.298*	22.717	253.9

18th 11 Nicolò BULEGA Federal Oil Gresini M ITA

Runs=2 Total laps=17 Full laps=13

1	2'28.893	36.687	16.434	28.986	23.326	235.8
2	1'38.390	32.540	15.158	28.004	22.688	252.8
3	1'37.759	32.062	15.034	27.935	22.728	255.0
4	1'37.709	32.051	14.933	27.963	22.762	253.9
5	1'38.536	32.765	14.975	28.091	22.705	255.0
6	1'37.293	31.820	14.871	28.082	22.520	256.0
7	1'43.207	33.040	18.316	28.748	23.103	178.6
8	1'37.626	32.131	14.918	28.009	22.568	254.4
9	1'52.262 P	33.947	16.235	29.620	32.460	228.3
10	13'14.965	34.216	15.342	28.453	23.221	251.3
11	1'37.727	32.107	14.926	28.159	22.535	252.8
12	1'37.122	31.931	14.838	27.924	22.429	253.4
13	1'37.732	32.386	14.878	27.995	22.473	253.9
14	1'37.368	31.925	14.875	28.053	22.515	252.8
15	1'51.761	45.407	15.073	28.420	22.861	255.5
16	1'37.806	32.376	14.900	28.054	22.476	253.9
17	1'37.818 *	31.922	14.964*	28.377	22.555	255.0

19th 24 Simone CORSI MV Agusta Forward R ITA

Runs=2 Total laps=17 Full laps=12

1	2'04.459	33.826	16.159	29.504	23.485	250.3
2	1'39.408 *	32.610	15.285	28.550	22.963*	250.8
3	1'38.754	32.513	15.112	28.410	22.719	250.3
4	1'38.239	32.149	15.022	28.258	22.810	250.3
5	1'38.455	32.254	15.088	28.378	22.735	249.7
6	1'38.103	32.111	15.028	28.333	22.631	250.8
7	1'40.623	32.313	15.316	29.214	23.780	248.7
8	1'38.453	32.251	15.097	28.330	22.775	249.7
9	1'38.446	32.187	15.095	28.416	22.748	248.7

20th 40 Hector GARZO Flexbox HP40 SPA

Runs=2 Total laps=17 Full laps=13

1	2'08.074	34.610	15.798	28.817	22.908	255.0
2	1'39.051	32.504	15.241	28.300	23.006	258.2
3	1'38.619	32.352	15.086	28.300	22.881	257.1
4	1'38.223	32.253	14.972	28.277	22.721	256.0
5	1'37.657	31.878	14.910	28.267	22.602	257.6
6	1'51.255	36.885	15.254	36.268	22.848	255.0
7	1'49.283	38.919	18.672	28.771	22.921	166.3
8	1'38.171	32.312	14.920	28.350	22.589	257.6
9	1'51.351 P	32.094	14.892	31.244	33.121	256.0
10	13'16.658	35.169	15.315	29.520	25.262	253.4
11	1'38.044	32.000	14.826	28.243	22.975	258.2
12	1'48.668	37.759	15.332	32.877	22.700	250.3
13	1'37.499	31.949	14.883	28.206	22.461	258.7
14	1'37.415	31.905	14.828	28.052	22.630	256.6
15	1'46.167	38.868	15.089	28.722	23.488	253.9
16	1'37.175	31.837	14.753	28.128	22.457	258.7
17	1'37.971 *	32.100	14.945*	28.419*	22.507	259.3

21st 44 Aron CANET Aspar Team Moto2 SPA

Runs=3 Total laps=16 Full laps=10

1	2'33.029	33.330	15.669	28.696	23.297	249.2
2	1'38.407	32.367	15.026	28.306	22.708	254.4
3	1'37.941	32.114	15.033	28.236	22.558	254.4
4	1'37.907	32.035	15.008	28.294	22.570	254.4
5	1'37.647	31.906	14.959	28.333	22.449	254.4
6	1'51.988	39.752	15.632	32.797	23.807	242.3
7	1'41.924	32.312	15.047	32.127	22.438	252.8
8	1'37.420	31.904	14.831	28.227	22.458	255.5
9	1'47.842 P	31.908	14.850	28.249	32.835	253.9
10	11'16.428	31.248	15.048	28.309	22.753	251.3
11	1'37.760	32.074	14.892	28.328	22.466	254.4
12	1'37.442	31.935	14.945	28.224	22.338	255.0
13	1'53.650 P	37.334	16.010	28.704	31.602	236.7
14	4'26.267	31.128	15.114	28.274	22.382	251.8
15	1'37.187	31.833	14.968	28.145	22.241	252.3
16	1'37.582 *	31.841	14.955*	28.360	22.426	254.4

22nd 62 Stefano MANZI Flexbox HP40 ITA

Runs=2 Total laps=19 Full laps=14

1	2'16.142	33.226	15.797	28.980	23.238	252.3
2	1'39.363	32.866	15.188	28.349	22.960	254.4
3	1'38.473	32.530	15.035	28.166	22.742	253.4
4	1'40.350	33.756	15.134	28.167	23.293	255.5
5	1'38.054	32.055	14.857	28.379	22.763	256.0
6	1'37.748	32.051	14.812	28.206	22.679	253.9

Fastest Lap: Raul FERNANDEZ Red Bull KTM Ajo SPA **1'36.511** 31.713 14.676 27.818 22.304

These data/results cannot be reproduced, stored and/or transmitted in whole or in part by any manner of electronic, mechanical, photocopying, recording, broadcasting or otherwise now known or herein after developed without the previous express consent by the copyright owner, except for reproduction in daily press and regular printed publications on sale to the public within 60 days of the event related to those data/results and always provided that copyright symbol appears together as follows below.
© DORNA, 2021

Free Practice Nr. 3

Moto2

Lap	Lap Time	T1	T2	T3	T4	Speed	Lap	Lap Time	T1	T2	T3	T4	Speed
25th 42 Marcos RAMIREZ							American Racing SPA						
Runs=3 Total laps=19 Full laps=7													
1	2'03.661	*	33.713	16.245	29.022	23.251*	255.0						
2	1'39.131	*	32.58*	15.218	28.279	23.051	257.6						
3	1'38.363		32.298	15.078	28.073	22.914	257.6						
4	1'41.788		35.561	15.068	28.282	22.877	257.1						
5	1'37.800	*	31.902	15.090	28.085	22.723*	257.1						
6	1'50.037	P	34.379	15.240	28.924	31.494	253.9						
7	3'58.365		30.290	15.254	28.395	22.970	256.0						
8	1'38.012		32.037	15.024	28.168	22.783	256.6						
9	1'41.715	*	32.19*	14.991	31.375	23.150	256.6						
10	1'38.310		32.145	14.964	28.281	22.920	255.5						
11	1'42.312	*	33.045	16.907	29.381	22.979*	219.7						
12	1'37.931		32.033	14.947	28.207	22.744	256.6						
13	1'37.586		31.836	14.945	28.166	22.639	256.6						
14	1'49.194	P	32.209	15.795	29.989	31.201	255.0						
15	7'59.500	*	35.256	19.525	34.743	22.455*	150.9						
16	1'38.095	*	32.01*	14.890	27.922	23.267	257.1						
17	1'38.784	*	31.780	15.204	29.133	22.667*	259.8						
18	1'37.889		31.722	14.756	28.143	23.268	258.2						
19	1'41.746	*	32.359	15.162*	30.461	23.764*	255.0						
26th 2 Alonso LOPEZ							+EGO Speed Up SPA						
Runs=2 Total laps=19 Full laps=13													
1	2'02.582		34.492	15.958	34.718	26.111	246.2						
2	1'45.944		32.781	17.319	32.647	23.197	252.8						
3	1'42.385		32.348	15.059	31.873	23.105	254.4						
4	1'42.785		35.881	15.278	28.813	22.813	251.8						
5	1'39.212		32.321	15.017	28.513	23.361	253.4						
6	1'38.596	*	32.249	15.047	28.373	22.927*	253.9						
7	1'38.253		32.310	14.978	28.264	22.701	254.4						
8	1'45.735		34.392	17.906	29.030	24.407	207.8						
9	1'38.665		32.353	15.084	28.447	22.781	252.8						
10	1'44.729	*	34.36*	15.319	31.897	23.145	252.3						
11	1'49.623	P	32.249	15.217	30.798	31.359	252.8						
12	9'59.217		33.354	15.338	28.681	23.564	252.3						
13	1'37.823		32.161	14.782	28.430	22.450	256.0						
14	1'52.470		32.422	18.957	34.942	26.149	219.3						
15	1'37.762		32.074	14.868	28.275	22.545	253.9						
16	1'38.040		32.071	14.979	28.279	22.711	253.9						
17	1'40.730		32.542	15.182	30.434	22.572	254.4						
18	1'44.523		35.671	14.954	28.403	25.495	255.5						
19	1'42.970	*	32.048	15.363*	30.419*	25.140	255.0						
27th 6 Cameron BEAUBIE							American Racing USA						
Runs=3 Total laps=19 Full laps=12													
1	2'09.901		32.718	15.592	29.169	23.365	250.3						
2	1'39.844		33.043	15.195	28.679	22.927	256.6						
3	1'39.002		32.632	15.210	28.412	22.748	256.6						
4	1'38.618		32.311	15.112	28.428	22.767	256.0						
5	1'48.129	*	32.676	15.448	28.622	31.383*	243.8						
6	1'38.826		32.438	15.168	28.374	22.846	248.2						
7	1'38.168		32.093	14.824	28.356	22.895	259.3						
8	1'38.047		32.138	14.911	28.276	22.722	256.6						
9	1'55.113	P	36.972	16.395	28.746	33.000	223.3						
10	5'41.478		33.658	15.647	29.133	23.229	250.3						
Fastest Lap: Raul FERNANDEZ Red Bull KTM Ajo SPA 1'36.511 31.713 14.676 27.818 22.304													

These data/results cannot be reproduced, stored and/or transmitted in whole or in part by any manner of electronic, mechanical, photocopying, recording, broadcasting or otherwise now known or herein after developed without the previous express consent by the copyright owner, except for reproduction in daily press and regular printed publications on sale to the public within 60 days of the event related to those data/results and always provided that copyright symbol appears together as follows below.
© DORNA, 2021



Free Practice Nr. 3

Moto2

Lap	Lap Time	T1	T2	T3	T4	Speed	Lap	Lap Time	T1	T2	T3	T4	Speed
11	1'39.014	32.518	15.138	28.599	22.759	253.9	4	1'38.520	32.243	15.133	28.359	22.785	250.8
12	1'38.684	32.357	15.123	28.492	22.712	255.0	5	1'38.487	32.170	15.155	28.323	22.839	250.3
13	1'38.637	32.206	15.067	28.559	22.805	253.9	6	1'38.733	32.311	15.133	28.387	22.902	250.8
14	1'38.771	32.426	14.936	28.657	22.752	255.5	7	1'41.697	33.492	15.235	29.227	23.743	249.7
15	1'48.698 P	32.533	15.123	28.983	32.059	255.5	8	1'38.504	32.487	15.063	28.228	22.726	250.8
16	5'33.524	33.106	16.055	32.041	25.511	246.7	9	1'38.439	32.185	14.999	28.411	22.844	252.3
17	2'01.633	33.729	22.881	30.953	34.070	102.1	10	1'48.484 P	33.552	15.448	29.070	30.414	248.7
18	1'39.589	32.472	15.112	28.671	23.334	255.5	11	12'03.047	33.445	15.727	29.162	23.802	240.4
19	1'37.760 *	32.077	14.964*	28.269	22.450	257.1	12	1'39.439	32.601	15.301	28.668	22.869	251.8

28th 18 Manuel GONZALEZ MV Agusta Forward R SPA

Runs=2 Total laps=20 Full laps=12

1	1'54.798	36.571	15.898	29.618	23.822	248.2
2	1'42.349	34.661	15.319	29.002	23.367	250.3
3	1'39.928	33.078	15.217	28.666	22.967	251.3
4	1'39.692 *	32.824	15.035	28.608	23.225*	251.3
5	1'39.063	32.696	15.109	28.314	22.944	252.8
6	1'39.157	32.503	14.962	28.431	23.261	252.3
7	1'57.149 P	39.922	15.233	29.029	32.965	249.7
8	8'51.289 *	33.637	15.346	30.899	23.964*	249.2
9	1'39.938	32.809	15.178	28.957	22.994	249.7
10	1'41.583	32.514	15.551	30.486	23.032	251.3
11	1'39.113	32.539	15.219	28.542	22.813	252.8
12	1'38.858	32.460	15.047	28.559	22.792	251.3
13	1'38.718 *	32.390	15.003	28.516	22.809*	252.8
14	1'38.671	32.418	15.033	28.453	22.767	252.3
15	1'38.459	32.334	14.976	28.387	22.762	252.3
16	1'38.270 *	32.269	14.946	28.387	22.668*	255.0
17	1'38.217	32.260	14.968	28.316	22.673	253.9
18	1'47.221	37.194	15.132	32.006	22.889	252.8
19	1'39.322 *	32.258	15.007	28.395	23.662*	253.9
20	1'40.955 *	32.311*	15.031*	29.132*	24.476	253.4

29th 55 Hafiz SYHRIN NTS RW Racing GP MAL

Runs=2 Total laps=15 Full laps=10

1	2'06.625	37.171	18.474	30.438	23.860	225.0
2	1'40.241	33.186	15.339	28.638	23.078	255.0
3	1'39.358	32.847	15.151	28.438	22.922	255.5
4	1'38.551	32.444	15.025	28.342	22.740	253.9
5	1'38.484 *	32.285	14.995	28.411	22.793*	253.4
6	1'50.152	37.339	15.351	34.534	22.928	252.3
7	1'39.170	32.737	14.897	28.478	23.058	257.1
8	1'38.450	32.394	14.931	28.380	22.745	255.5
9	2'11.617 P	47.945	18.785	30.859	34.028	179.7
10	15'21.097	35.491	16.054	29.910	23.205	246.7
11	1'39.319	32.692	15.135	28.484	23.008	252.3
12	1'38.426	32.351	14.986	28.322	22.767	251.8
13	1'52.291	36.691	19.658	33.139	22.803	174.8
14	1'38.469	32.337	14.971	28.314	22.847	252.3
15	1'51.196 *	35.700	16.314	36.257	22.925*	233.1

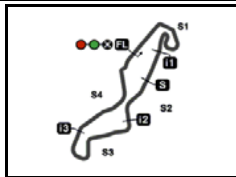
30th 70 Barry BALTUS NTS RW Racing GP BEL

Runs=2 Total laps=18 Full laps=12

1	2'02.948	33.204	15.831	28.874	23.482	247.7
2	1'39.136	32.545	15.284	28.476	22.831	253.9
3	1'38.743	32.336	15.243	28.419	22.745	251.8

Fastest Lap: Raul FERNANDEZ Red Bull KTM Ajo SPA 1'36.511 31.713 14.676 27.818 22.304

These data/results cannot be reproduced, stored and/or transmitted in whole or in part by any manner of electronic, mechanical, photocopying, recording, broadcasting or otherwise now known or herein after developed without the previous express consent by the copyright owner, except for reproduction in daily press and regular printed publications on sale to the public within 60 days of the event related to those data/results and always provided that copyright symbol appears together as follows below.
© DORNA, 2021



4542 m.

MOTUL TT ASSEN

Free Practice Nr. 3

Best Partial Times


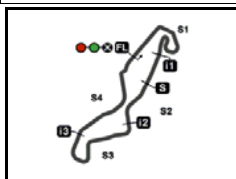
Moto2™

IT Ideal Lap Time, sum of the best partial times*BT* Best Lap Time

T1			T2			T3			T4				
Pos	Rider	Time	Rider	Time	Rider	Time	Rider	Time	Pos	Rider	IT	BT	
1	M.BEZZECCHI	31.624	R.FERNANDEZ	14.646	R.FERNANDEZ	27.818	M.BEZZECCHI	22.190	1	R.FERNANDEZ	1'36.451	1'36.511 (1)	
2	X.VIERGE	31.673	S.LOWES	14.703	R.GARDNER	27.869	A.CANET	22.241	2	M.BEZZECCHI	1'36.543	1'36.710 (2)	
3	J.NAVARRO	31.679	F.DI GIANNANTO	14.705	F.DI GIANNANTO	27.918	C.VIETTI	22.264	3	F.DI GIANNAN	1'36.650	1'37.033 (11)	
4	S.CHANTRA	31.704	M.SCHROTTER	14.738	M.RAMIREZ	27.922	R.FERNANDEZ	22.274	4	S.LOWES	1'36.708	1'36.894 (5)	
5	A.FERNANDEZ	31.709	A.FERNANDEZ	14.744	N.BULEGA	27.924	B.BENDSNEYDE	22.279	5	R.GARDNER	1'36.773	1'36.909 (6)	
6	S.LOWES	31.712	H.GARZO	14.753	S.LOWES	27.927	F.DI GIANNANTO	22.280	6	J.NAVARRO	1'36.774	1'36.838 (3)	
7	R.FERNANDEZ	31.713	M.RAMIREZ	14.756	T.LUTHI	27.940	S.CHANTRA	22.295	7	C.VIETTI	1'36.806	1'36.946 (9)	
8	M.RAMIREZ	31.722	T.ARBOLINO	14.758	J.NAVARRO	27.955	A.FERNANDEZ	22.321	8	A.FERNANDEZ	1'36.817	1'36.944 (8)	
9	C.VIETTI	31.732	R.GARDNER	14.758	A.OGURA	27.955	J.NAVARRO	22.325	9	A.OGURA	1'36.885	1'36.927 (7)	
10	T.LUTHI	31.739	M.BEZZECCHI	14.763	M.BEZZECCHI	27.966	J.DIXON	22.340	10	S.CHANTRA	1'36.892	1'36.892 (4)	
11	L.DALLA PORTA	31.747	L.DALLA PORTA	14.765	S.MANZI	27.983	R.GARDNER	22.352	11	L.DALLA POR	1'36.914	1'37.048 (12)	
12	F.DI GIANNANTO	31.747	S.MANZI	14.770	A.ARENAS	27.987	T.ARBOLINO	22.353	12	M.SCHROTTE	1'36.949	1'37.058 (13)	
13	A.OGURA	31.767	A.LOPEZ	14.782	J.DIXON	27.992	S.CORSI	22.355	13	T.LUTHI	1'36.984	1'37.061 (14)	
14	M.SCHROTTER	31.789	A.ARENAS	14.789	C.VIETTI	27.996	M.SCHROTTER	22.364	14	X.VIERGE	1'36.988	1'37.097 (16)	
15	R.GARDNER	31.794	X.VIERGE	14.791	J.ROBERTS	28.002	S.LOWES	22.366	15	T.ARBOLINO	1'37.001	1'37.001 (10)	
16	T.ARBOLINO	31.814	A.OGURA	14.794	L.DALLA PORTA	28.017	A.OGURA	22.369	16	J.DIXON	1'37.007	1'37.120 (17)	
17	N.BULEGA	31.820	J.ROBERTS	14.795	A.FERNANDEZ	28.043	L.DALLA PORTA	22.385	17	N.BULEGA	1'37.011	1'37.122 (18)	
18	B.BENDSNEYDE	31.824	J.DIXON	14.808	S.CORSI	28.052	S.MANZI	22.427	18	B.BENDSNEY	1'37.016	1'37.077 (15)	
19	A.CANET	31.833	C.VIETTI	14.814	S.CHANTRA	28.052	N.BULEGA	22.429	19	M.RAMIREZ	1'37.039	1'37.586 (25)	
20	H.GARZO	31.837	J.NAVARRO	14.815	H.GARZO	28.052	T.LUTHI	22.440	20	A.CANET	1'37.050	1'37.187 (21)	
21	J.DIXON	31.867	C.BEAUBIER	14.824	X.VIERGE	28.056	A.LOPEZ	22.450	21	H.GARZO	1'37.099	1'37.175 (20)	
22	J.ROBERTS	31.872	A.CANET	14.831	M.SCHROTTER	28.058	C.BEAUBIER	22.450	22	J.ROBERTS	1'37.138	1'37.245 (24)	
23	A.ARENAS	31.882	N.BULEGA	14.838	B.BENDSNEYDE	28.073	H.GARZO	22.457	23	S.MANZI	1'37.141	1'37.200 (22)	
24	S.CORSI	31.890	B.BENDSNEYDE	14.840	T.ARBOLINO	28.076	X.VIERGE	22.468	24	S.CORSI	1'37.156	1'37.156 (19)	

These data/results cannot be reproduced, stored and/or transmitted in whole or in part by any manner of electronic, mechanical, photocopying, recording, broadcasting or otherwise now known or herein after developed without the previous express consent by the copyright owner, except for reproduction in daily press and regular printed publications on sale to the public within 60 days of the event related to those data/results and always provided that copyright symbol appears together as follows below.
© DORNA, 2021

TT Circuit Assen

Results and timing service provided by  TISSOT

4542 m.

MOTUL TT ASSEN

Free Practice Nr. 3

Best Partial Times

Moto2™

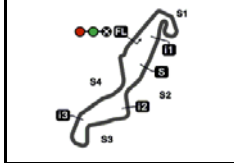
IT Ideal Lap Time, sum of the best partial times*BT* Best Lap Time

T1		T2		T3		T4				<i>IT</i>	<i>BT</i>	
<i>Pos</i>	<i>Rider</i>	<i>Time</i>	<i>Rider</i>	<i>Time</i>	<i>Rider</i>	<i>Time</i>	<i>Rider</i>	<i>Time</i>	<i>Pos</i>	<i>Rider</i>		
25	S.MANZI	31.961	S.CHANTRA	14.841	A.CANET	28.145	J.ROBERTS	22.469	25	A.ARENAS	1'37.160	1'37.228 (23)
26	A.LOPEZ	32.048	S.CORSI	14.859	B.BALTUS	28.228	A.ARENAS	22.502	26	A.LOPEZ	1'37.544	1'37.762 (26)
27	C.BEAUBIER	32.077	T.LUTHI	14.865	A.LOPEZ	28.264	M.RAMIREZ	22.639	27	C.BEAUBIER	1'37.620	1'38.047 (27)
28	B.BALTUS	32.170	H.SYHRIN	14.897	C.BEAUBIER	28.269	M.GONZALEZ	22.673	28	B.BALTUS	1'38.123	1'38.439 (30)
29	M.GONZALEZ	32.258	M.GONZALEZ	14.946	M.GONZALEZ	28.314	B.BALTUS	22.726	29	M.GONZALEZ	1'38.191	1'38.217 (28)
30	H.SYHRIN	32.285	B.BALTUS	14.999	H.SYHRIN	28.314	H.SYHRIN	22.740	30	H.SYHRIN	1'38.236	1'38.426 (29)

These data/results cannot be reproduced, stored and/or transmitted in whole or in part by any manner of electronic, mechanical, photocopying, recording, broadcasting or otherwise now known or herein after developed without the previous express consent by the copyright owner, except for reproduction in daily press and regular printed publications on sale to the public within 60 days of the event related to those data/results and always provided that copyright symbol appears together as follows below.
© DORNA, 2021

Official MotoGP Timing by TISSOT
www.motogp.com





4542 m.

MOTUL TT ASSEN

Free Practice Nr. 3

Fastest Laps Sequence

<i>Practice Time</i>	 <i>Rider</i>	<i>Nation</i>	<i>Motorcycle</i>	<i>Time</i>	<i>Km/h</i>	<i>Rider's Lap</i>
3'37.147	18 Manuel GONZALEZ	SPA	MV AGUSTA	1'42.349	159.7	2
3'41.529	87 Remy GARDNER	AUS	KALEX	1'38.846	165.4	2
3'45.631	9 Jorge NAVARRO	SPA	BOSCOSCURO	1'38.309	166.3	2
3'57.761	64 Bo BENDSNEYDER	NED	KALEX	1'38.220	166.4	2
3'58.890	96 Jake DIXON	GBR	KALEX	1'38.029	166.7	2
4'05.333	21 Fabio DI GIANNANTONI	ITA	KALEX	1'37.941	166.9	2
4'19.804	22 Sam LOWES	GBR	KALEX	1'37.482	167.7	2
5'23.027	9 Jorge NAVARRO	SPA	BOSCOSCURO	1'37.396	167.8	3
5'42.528	21 Fabio DI GIANNANTONI	ITA	KALEX	1'37.195	168.2	3
5'56.798	22 Sam LOWES	GBR	KALEX	1'36.994	168.5	3
6'01.631	25 Raul FERNANDEZ	SPA	KALEX	1'36.983	168.5	3
9'15.517	25 Raul FERNANDEZ	SPA	KALEX	1'36.793	168.9	5
14'17.210	25 Raul FERNANDEZ	SPA	KALEX	1'36.511	169.4	8

These data/results cannot be reproduced, stored and/or transmitted in whole or in part by any manner of electronic, mechanical, photocopying, recording, broadcasting or otherwise now known or herein after developed without the previous express consent by the copyright owner, except for reproduction in daily press and regular printed publications on sale to the public within 60 days of the event related to those data/results and always provided that copyright symbol appears together as follows below.

© DORNA, 2021

Official MotoGP Timing by TISSOT
www.motogp.com

Assen, Saturday, June 26, 2021



